


Connection Cabinets

FFCC-C4 Series



The FFCC-C4 Series Connection Cabinets offer quick connection to a mobile generator (inlet) or load bank (outlet). They can be penetrated from the back or top to allow for facility wiring. These units are equipped with colour coded Posi-Lok camlock receptacles allowing for easy connection. Assemblies are available with up to 1200A mains and are certified to cULus standards.



Max Ratings

- 1200A
- 600VAC

Dimensions

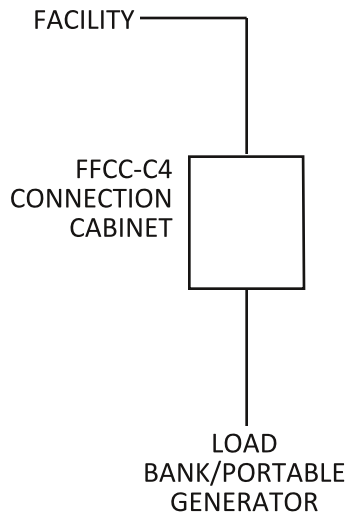
- 42"T x 30"W x 24"D (400A & Below)
- 60"T x 36"W x 24"D (Above 400A)

Connection Cabinets

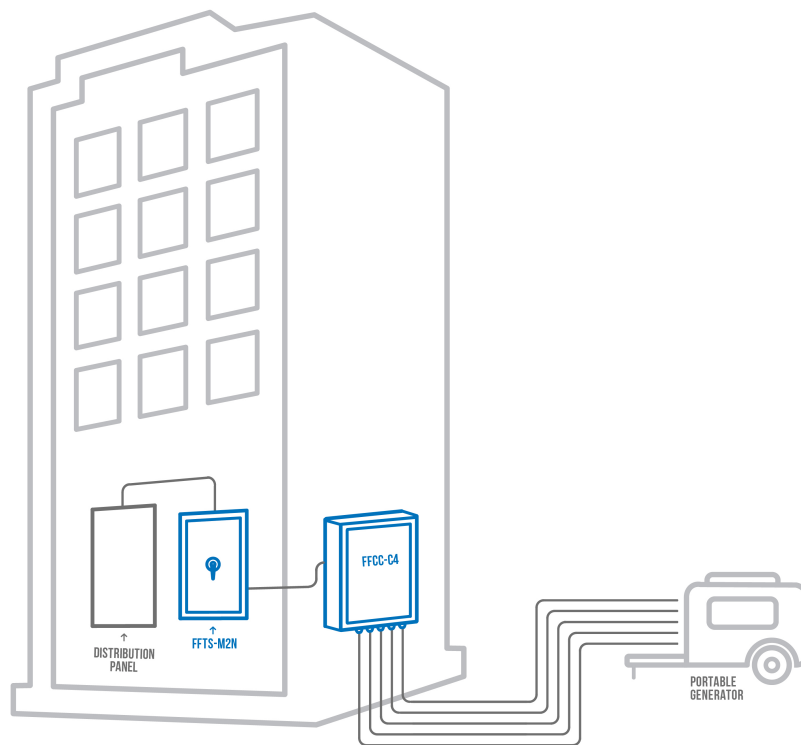
FFCC-C4 Series



One-Line Diagram



Application Diagram



Connection Cabinets

FFCC-C4 Series



Product Selector

FFCC - C4 - [] - [] - [] - [] - [] - [] PART NO.

FFCC - C4 - **800** - **U3** - **G** - **ALU** - **LA** - **A25** EX.

AMPS
200
400
600
800
1200

CONNECTION
G = PORTABLE GENERATOR (INLET)
L = LOAD BANK (OUTLET)

ACCESSORIES
AXX = 400A CAMLOCK CABLE SET (XX = FT)
AB = CUSTOM POWDER COAT COLOR
AC = HEATER C/W STAT
AD = GFCI RECEPTACLE
AE = KEY INTERLOCK
AF = TERMINAL STRIP
AG = PHASE SEQUENCE MONITOR
AH = POWER METER
AI = MICRO-SWITCH
AJ = LEG STAND SET
BLANK = NONE

USA					
VOLTAGE	CAMLOCK COLOUR GUIDE				
	A	B	C	N	G
U1 = 120/240V (1PH + N + G)	BLK	RED		WHT	GRN
U2 = 240V (3PH + G)	BLK	RED	BLU		GRN
U3 = 208Y/120V (3PH + N + G)	BLK	RED	BLU	WHT	GRN
U4 = 480Y/277V (3PH + N + G)	BRN	ORG	YEL	WHT	GRN
U5 = 480V (3PH + G)	BRN	ORG	YEL		GRN

ENCLOSURE CONSTRUCTION
ALU = 5052 ALUMINUM
304 = 304 STAINLESS STEEL
316 = 316 STAINLESS STEEL

CANADA					
VOLTAGE	CAMLOCK COLOUR GUIDE				
	A	B	C	N	G
C1 = 120/240V (1PH + N + G)	RED	BLK		WHT	GRN
C2 = 240V (3PH + G)	RED	BLK	BLU		GRN
C3 = 208Y/120V (3PH + N + G)	RED	BLK	BLU	WHT	GRN
C4 = 600Y/347V (3PH + N + G)	RED	BLK	BLU	WHT	GRN
C5 = 600V (3PH + G)	RED	BLK	BLU		GRN

LUG CONFIGURATIONS (PER POLE)			
AMPS	OPTION LA	OPTION LB	OPTION LC
200A	(1) #6 AWG - 250MCM, (1) #2 GND	(1) #4 AWG - 600MCM, (1) #1/0 GND	(1) 300 - 800 MCM, (1) #2/0 GND
400A	(2) #6 AWG - 250MCM, (2) #2 GND	(1) #4 AWG - 600MCM, (1) #1/0 GND	(1) 300 - 800 MCM, (1) #2/0 GND
600A	(2) #6 AWG - 250MCM, (2) #2 GND	(2) #4 AWG - 600MCM, (2) #1/0 GND	(1) 300 - 800 MCM, (1) #2/0 GND
800A	(3) #4 AWG - 600MCM, (3) #1/0 GND	(2) 300 - 800 MCM, (2) #2/0 GND	(2) 500 - 1000 MCM, (2) #2/0 GND
1200A	(4) #4 AWG - 600MCM, (4) #1/0 GND	(3) 300 - 800 MCM, (3) #2/0 GND	(3) 500 - 1000 MCM, (3) #2/0 GND

**FOR CUSTOM LUG SIZES, SPECIFY WHEN PLACING ORDER